


THE MINERAL SHADOWS COLLECTION

SUPREMACOLOR




INSPIRED BY STONES AND METALS




LOOKBOOK
THE MINERAL SHADOWS COLLECTION

Life Color Plus



FarmaVita[®]
cosmetic research laboratories
www.farmavita.it




THE INSPIRATION

PANTONE GRAPHITE




INSPIRED BY
stones and metals



THE LOOKS

The Mineral Shadows collection is available in Life Color Plus (100ml) and in Supremacolor (60 ml) lines.



Anna

Model base: level 9

1) **STEP 1:** full head pre-lightening (till level 10) with Supremacolor Bleaching Powder mixed with 20 Vol. (6%) Cream Dev.

Once desired lift has been achieved, rinse and shampoo with Amethyste Silver (leave on 3 min.).

2) **STEP 2:** apply the Mineral Shadows on pre-lightened hair alternating colour, creating a shadowed ombre:


A. - 912 mix 1:1 with 10 Vol. 3% Cream Dev.

B. - 10.12 mix 1:1 with 10 Vol. 3% Cream Dev.

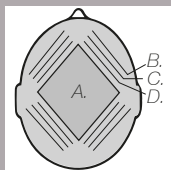
C. - 6.12 mix 1:1 with 10 Vol. 3% Cream Dev.

D. - 8.12 mix 1:1 with 10 Vol. 3% Cream Dev.


3) **STEP 3:** Blow-dry the hair using several medium round brushes in different directions to create disrupted bouncy movement.



STEP 1. Bleaching



STEP 2. Colour Tech



STEP 3. Styling



Rebecca

Model base: regrowth level 6 - lengths level 11

1) **STEP 1:** regrowth pre-lightening (till level 11) with Supremacolor Bleaching Powder mixed with 30 Vol. (9%) Cream Dev.

Once desired lift has been achieved, rinse and shampoo with Amethyste Silver (leave on 3 min.).

2) **STEP 2:** apply the Mineral Shadows on pre-lightened hair alternating colour, creating a shadowed ombre:


A. - 10.21 mix 1:1 with 10 Vol. 3% Cream Dev.

B. - 9.21 mix 1:1 with 10 Vol. 3% Cream Dev.

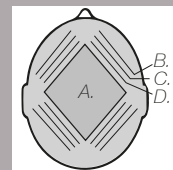
C. - PINK mix 1:1 with 10 Vol. 3% Cream Dev.

D. - 10.102 mix 1:1 with 10 Vol. 3% Cream Dev.


3) **STEP 3:** Using a large round brush dry the hair smooth and sleek.



STEP 1. Bleaching



STEP 2. Colour Tech



STEP 3. Styling

Christina

Model base: level 7/8

1) **STEP 1:** full head pre-lightening (till level 12) with Supremacolor Bleaching Powder mixed with 30 Vol. (9%) Cream Dev. Once desired lift has been achieved, rinse and shampoo with Amethyste Silver (leave on 3 min.).

2) **STEP 2:** apply the Mineral Shadows on pre-lightened hair:

- 12.43 40 gr + 10.21 30 gr
+ 10.00 30 gr mix 1:1
with 20 Vol. 6% Cream Dev.



PRE-BLEACHED BASE




AFTER




BEFORE



PRE-BLEACHED BASE



AFTER



Katrine

Model base: level 8/9

1) **STEP 1:** full head pre-lightening (till level 10) with Supremacolor Bleaching Powder mixed with 20 Vol. (6%) Cream Dev. Once desired lift has been achieved, rinse and shampoo with Amethyste Silver (leave on 3 min.).

2) **STEP 2:** apply the Mineral Shadows on pre-lightened hair:

- To the roots: 7.72 50 gr + 9.22 50 gr
mix 1:1,5 with 10 Vol. 3% Cream Dev.

- To the Middle lengths and ends:
10.72 60 gr + 10.21 30 gr + 7.72 5 gr
mix 1:1,5 with 10 Vol. 3% Cream Dev.

Sarah

Model base: regrowth level 6 - lengths level 11

1) **STEP 1:** regrowth pre-lightening (till level 11) with Supremacolor Bleaching Powder mixed with 30 Vol. (9%) Cream Dev. Once desired lift has been achieved, rinse and shampoo with Amethyste Silver (leave on 3 min.).

2) **STEP 2:** apply the Mineral Shadows on pre-lightened hair:

- Front section:
PINK 40 gr + 10.21 20 gr
mix 1:1 with 10 Vol. 3% Cream Dev.


- Back section: 912 mix 1:1
with 10 Vol. 3% Cream Dev.



BEFORE



PRE-BLEACHED BASE




AFTER



BEFORE



PRE-BLEACHED BASE



AFTER



Sophie

Model base: level 7

1) **STEP 1:** full head pre-lightening (till level 12) with Supremacolor Bleaching Powder mixed with 30 Vol. (9%) Cream Dev. Once desired lift has been achieved, rinse and shampoo with Amethyste Silver (leave on 3 min.).

2) **STEP 2:** apply the Mineral Shadows on pre-lightened hair alternating colour A, B and C:

A. PINK 1:1 with 10 Vol. (3%) Cream Dev.

B. PINK 1:1 with 20 Vol. (6%) Cream Dev.

C. PINK 1:1 with Tone on Tone, Cream Dev. creating a shadowed ombre.




BEFORE



PRE-BLEACHED BASE



AFTER





THE
MINERAL
SHADOWS COLLECTION

FarmaVita[®]